

# Barracuda Load Balancer

The Barracuda Load Balancer is a powerful, easy to use, and affordable solution for distributing network traffic across multiple servers.

According to industry analysts, fewer than 20% of mission critical Internet applications achieve internal objectives for continuous availability. Challenges include maintaining uptime when servers fail, scaling data center capabilities to handle increased load, and protecting infrastructure from network vulnerabilities.

Designed to achieve high availability and security objectives, the Barracuda Load Balancer integrates IP load balancing and network intrusion prevention into an affordable and easy to use appliance. The Barracuda Load Balancer provides comprehensive failover capabilities in case of server failure, distribution of traffic across multiple servers, and integrated protection from network intrusions.

## Powerful, Enterprise-Class Solution

The Barracuda Load Balancer is designed to provide comprehensive IP load balancing capabilities to any IP-based application, including:

- Internet sites with high traffic requirements, including Web, FTP, media streaming, and content delivery networks
- Hosted applications using thin-client architectures, such as Citrix or Windows Terminal Services
- Other IP services requiring optimal performance, including SMTP, DNS, RADIUS, and TFTP

The Barracuda Load Balancer's integrated service monitor ensures that servers and their associated applications are always operational. In the event of server or application outage, the Barracuda Load Balancer facilitates automatic failover among servers to ensure continuous availability. The Barracuda Load Balancer also assists in orchestrating scheduled maintenance windows on specific servers while maintaining application availability through other servers in the server farm.

To mitigate risks associated with failures of the load balancers themselves, two Barracuda Load Balancers can be deployed in an active/passive configuration. In the event of failure of a primary Barracuda Load Balancer, a secondary Barracuda Load Balancer will automatically activate and assume the role of the primary load balancer. The switchover happens automatically to maintain application availability.

For high traffic environments, the Barracuda Load Balancer can distribute traffic based on several scheduling algorithms, including round robin, server weighting, and least connections. For applications requiring persistence, the Barracuda Load Balancer can maintain state using client IP addresses.

## Easy to Use and Maintain

The Barracuda Load Balancer is extremely easy to deploy, featuring automatic discovery and configuration tools through an intuitive Web interface. To minimize ongoing administration associated with security, the Barracuda Load Balancer can automatically receive current intrusion prevention and security updates from Barracuda Central, an advanced technology operations center where engineers continuously monitor and mitigate the latest Internet threats.

The Barracuda Load Balancer also facilitates automatic configuration through a Web-based application programming interface (API) and system monitoring through SNMP.

## Affordable

While price and complexity have historically restricted some organizations from deploying load balancing, the Barracuda Load Balancer is designed for organizations of all sizes.

With no per port or per server license fees, the Barracuda Load Balancer is the most affordable enterprise-grade load balancing solution in its class.

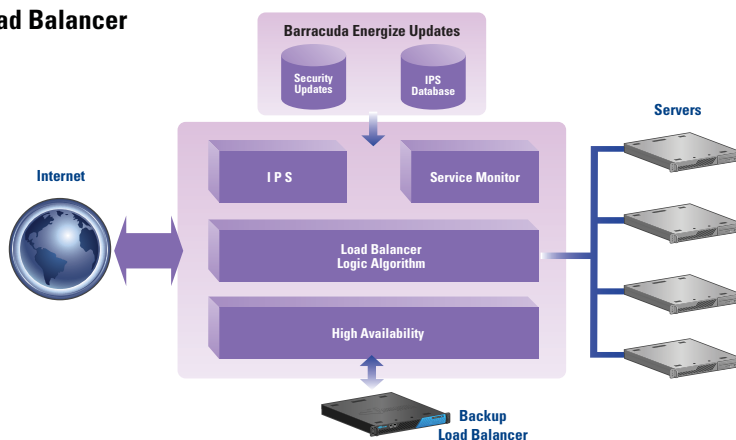
*powerful  
easy to use  
affordable*



At Barracuda Networks, we ensure that our customers are 100% satisfied. Our responsive Barracuda Networks Technical Support Team provides customers with responsive, comprehensive telephone support.

We invite you to call us or your local distributor today to learn how the Barracuda Load Balancer can deliver a powerful, easy to use, and affordable solution for distributing traffic across multiple servers.

## Barracuda Load Balancer Architecture



# TECHNICAL SPECIFICATIONS



Typical Deployment

## Key Features

### LOAD BALANCING

- Layer 4 load balancing
- Layer 4 IP persistence
- Route-path support
- Bridge-path support
- Direct server return mode
- Service monitor
- Server weighting
- Least connection and round robin support

### PERFORMANCE AND AVAILABILITY

- High availability
- Server failure detection
- Gigabit wire speed throughput
- Add/remove servers on the fly
- Server maintenance mode

### MANAGEMENT AND USABILITY

- Web-based user interface
- Health monitoring
- Performance monitoring
- SNMP support
- Automated updates
- ACL and SSL protected
- Traffic statistics
- Automated configuration backups
- Auto-discovery mode
- No per-port or per server restrictions
- Application Programming Interface (API)

## Supported Technology

- HTTP
- HTTPS (SSL)
- SSH
- SMTP
- IMAP
- RDP (Citrix/Terminal Services)
- POP3
- NNTP
- ASP
- Streaming media
- DNS
- LDAP
- RADIUS
- TFTP
- Other TCP/UDP services

## Security

- Built in IPS and exploit protection
- Automated IPS definition updates
- DDoS protection

## Connectors

- VGA
- PS/2 keyboard/mouse
- Ethernet (see chart below)
- Serial port (DB-9)

## Power Requirements

- AC input voltage 100-240 volts
- Frequency 50/60 Hz

## Support Options

### STANDARD SUPPORT

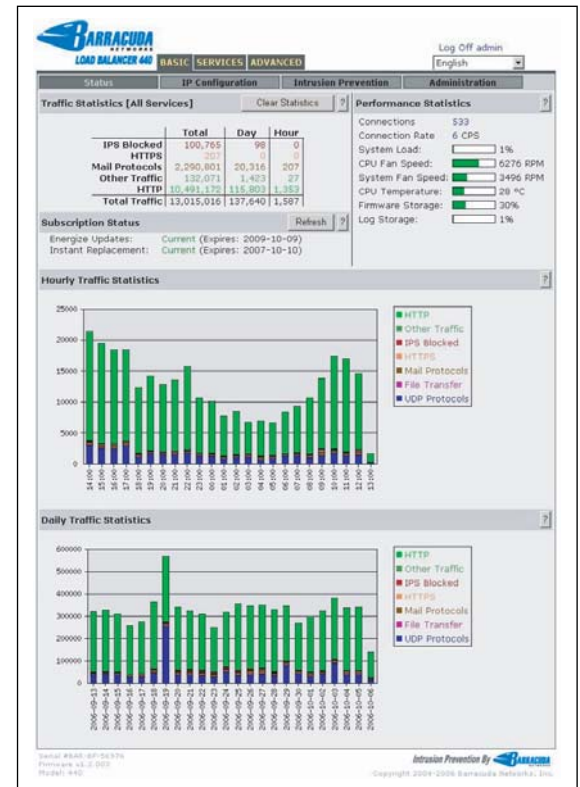
- Complimentary telephone support

### ENERGIZE UPDATES SUBSCRIPTION

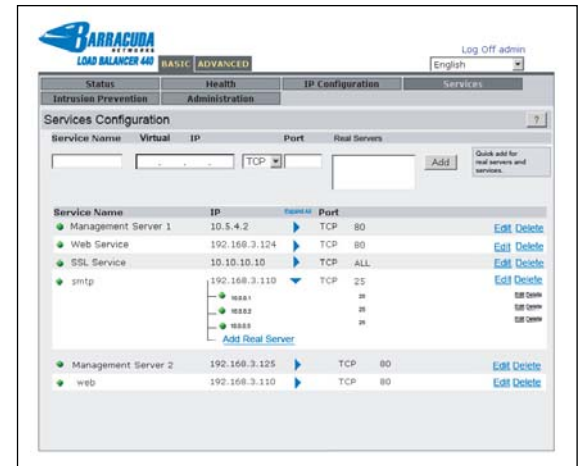
- Daily intrusion prevention updates
- Firmware and software updates
- Security updates

### INSTANT REPLACEMENT SERVICE

- Replacement unit shipped next business day



Sample System Administration Summary



Sample Services Configuration

| Model Comparison                  | Model 240         | Model 340         | Model 440         |
|-----------------------------------|-------------------|-------------------|-------------------|
| <b>CAPACITY*</b>                  |                   |                   |                   |
| Application Throughput            | 100 Mbps          | 1 Gbps            | 1Gbps             |
| Real Server Support               | 25                | 100               | 250               |
| <b>HARDWARE</b>                   |                   |                   |                   |
| Rackmount Chassis                 | 1U Mini           | 1U Mini           | 1U Mini           |
| Dimensions (in.)                  | 16.7 x 1.7 x 14   | 16.7 x 1.7 x 14   | 16.7 x 1.7 x 14   |
| Dimensions (cm.)                  | 42.4 x 4.3 x 35.6 | 42.4 x 4.3 x 35.6 | 42.4 x 4.3 x 35.6 |
| Weight (lbs. / kg.)               | 17 / 7.7          | 17 / 7.7          | 18 / 8.2          |
| Ethernet                          | 2 x 10/100        | 2 x Gigabit       | 2 x Gigabit       |
| AC Input Current (Amps)           | 1.0               | 1.2               | 1.4               |
| <b>FEATURES</b>                   |                   |                   |                   |
| Layer 4 IP Persistence            | ✓                 | ✓                 | ✓                 |
| Route-path/Bridge-path Modes      | ✓                 | ✓                 | ✓                 |
| TCP / UDP Load Balancing          | ✓                 | ✓                 | ✓                 |
| DDoS Protection                   | ✓                 | ✓                 | ✓                 |
| SNMP Support                      | ✓                 | ✓                 | ✓                 |
| Service Monitor                   | ✓                 | ✓                 | ✓                 |
| Web Interface                     | ✓                 | ✓                 | ✓                 |
| High Availability                 |                   | ✓                 | ✓                 |
| Application Programming Interface |                   |                   | ✓                 |



## Barracuda Networks

385 Ravendale Drive  
 Mountain View, CA 94043  
 +1 408.342.5400  
 www.barracuda.com  
 info@barracuda.com